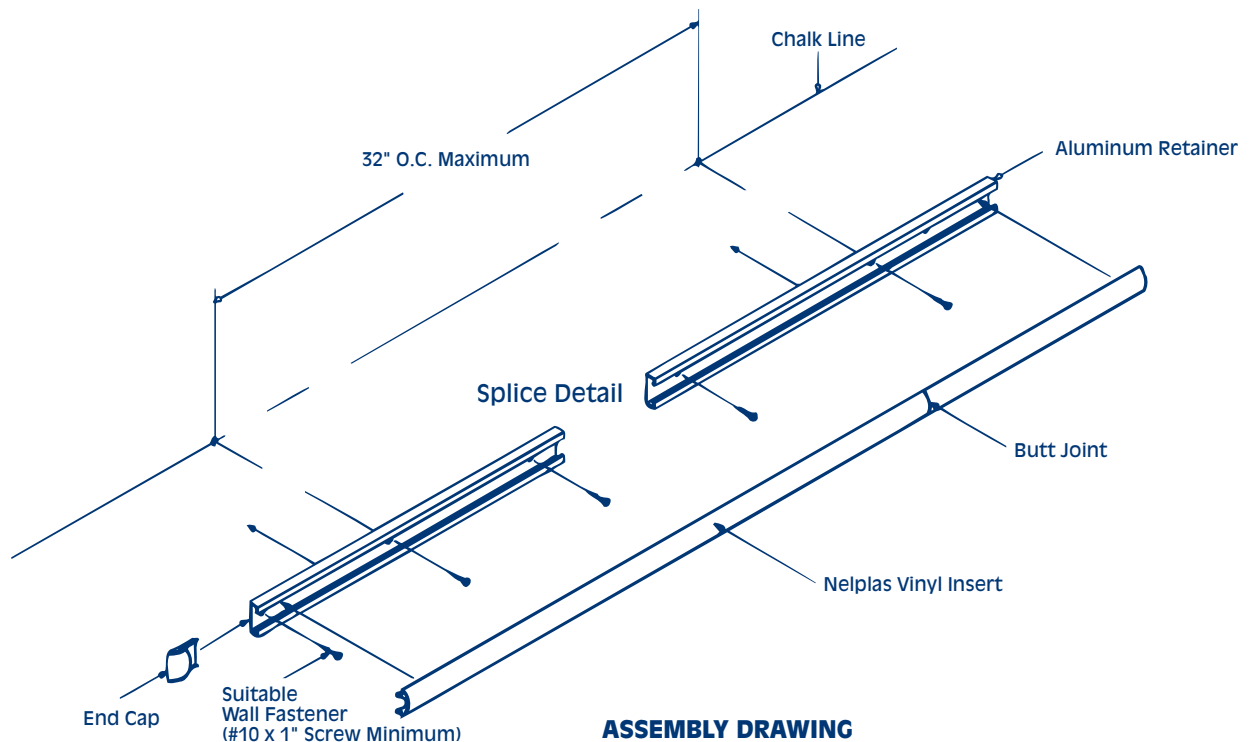


Nelplas Wall Protection Systems

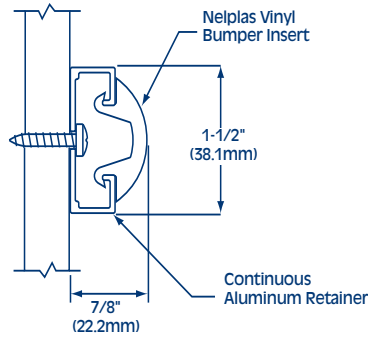
700 Bumper Guard

Installation Instructions

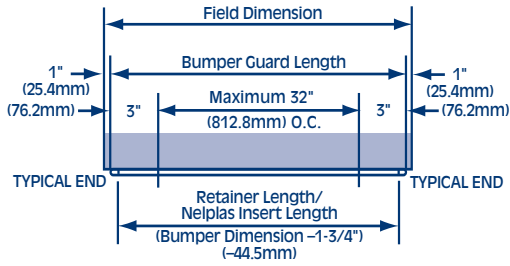
1. Locate and install **NELPLAS**® Bumper Guard in accordance with architectural drawings and specifications. When required, **NELPLAS** shop drawings should be used in conjunction with these documents.
2. Lay out the work to be completed, including all component parts, along the base of the substrate (wall). Check the material for any damage that may have occurred during shipment and/or handling at the job site.
3. Snap a chalk line at the proper location on the substrate to ensure a level installation. Chalk line should be calculated to the center line of the wall fasteners.
4. Determine Bumper Guard end locations on substrate. Mark and cut aluminum retainer to appropriate length. Insert end caps and field-drill proper size holes along center of retainer 1/2" (12.7mm) in from each end (through the end cap flange and retainer) and at intermediate locations along the retainer not exceeding 32" (812.8mm) O.C.
5. Place the retainer in the proper position on the chalk line and attach to wall with proper fasteners (not included).
NOTE: Prior to installation of the NELPLAS vinyl insert, make sure that all fasteners are secure and properly seated.
6. Determine the distance from inside of end cap to inside of end cap. It is recommended that the vinyl insert be cut slightly oversize to provide tight fit at caps. Cut **NELPLAS** vinyl insert cleanly and squarely to appropriate length.
7. Hold the **NELPLAS** vinyl insert at an angle and place the top lip of the insert inside the retainer. Make sure that the insert is tight against the end cap and fit the **NELPLAS** insert to the retainer by pinching between fingers and applying pressure to force the insert into the retainer. Continue along until the complete length of the insert is securely installed.
8. If you have any questions during installation, please call your local **NELPLAS** representative.



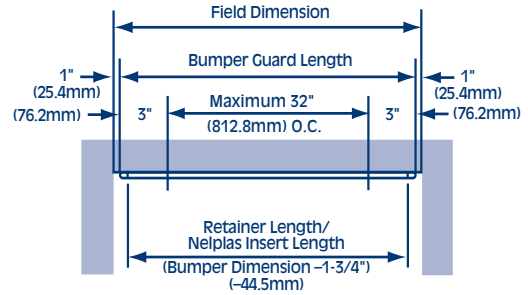
Installation Dimensions for 700 Bumper Guard



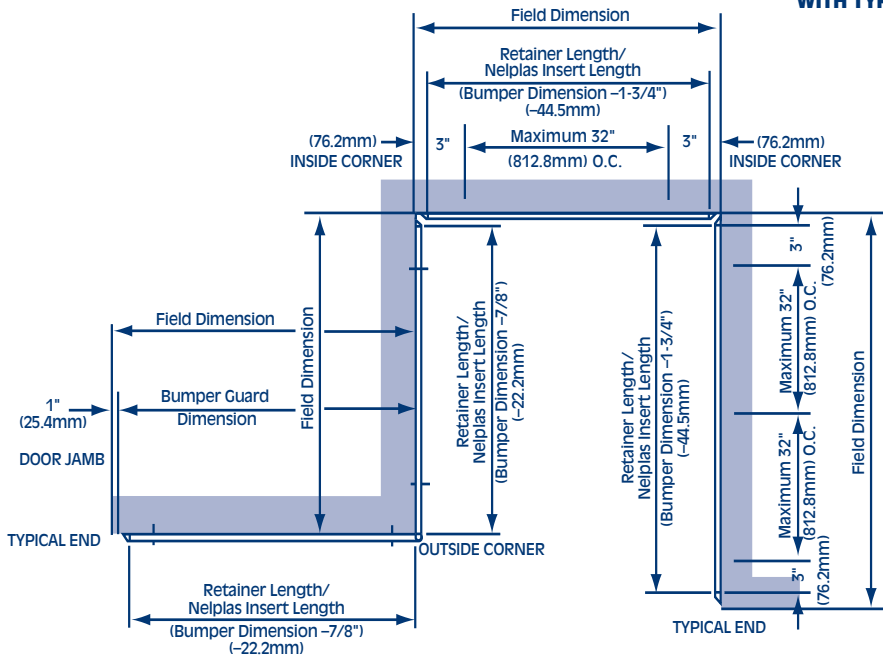
MODEL 700



TYPICAL STRAIGHT LENGTH



**TYPICAL STRAIGHT LENGTH
WITH TYPICAL ENDS**



NELPLAS[®]

Wall Protection Systems

800-628-0449 • www.nelplas.com • Division 10 26 00

© is a registered trademark of RJF International Corporation.